



# SAUSALITO MARIN CITY SCHOOL DISTRICT



Unaudited Actuals Financial Reporting  
2013-2014

# General Fund

## “Actual” 2013-2014 Year-End Totals

Unrestricted		Restricted	
Revenue	\$4,480,415	Revenue	\$1,321,751
<i>Less</i>		<i>Less</i>	
Expense	<u>\$3,123,126</u>	Expense	<u>\$2,150,412</u>
<b>Net:</b>	(Before contributions to restricted)	<b>Net:</b>	(Before contributions from unrestricted)
Incr. (Decr.)	\$1,357,288	Incr. (Decr.)	(\$ 828,661)

### Ending Fund Balance

Note: Combination of General Fund (01) & Special Reserve Fund (17)

**\$1,669,227.99**

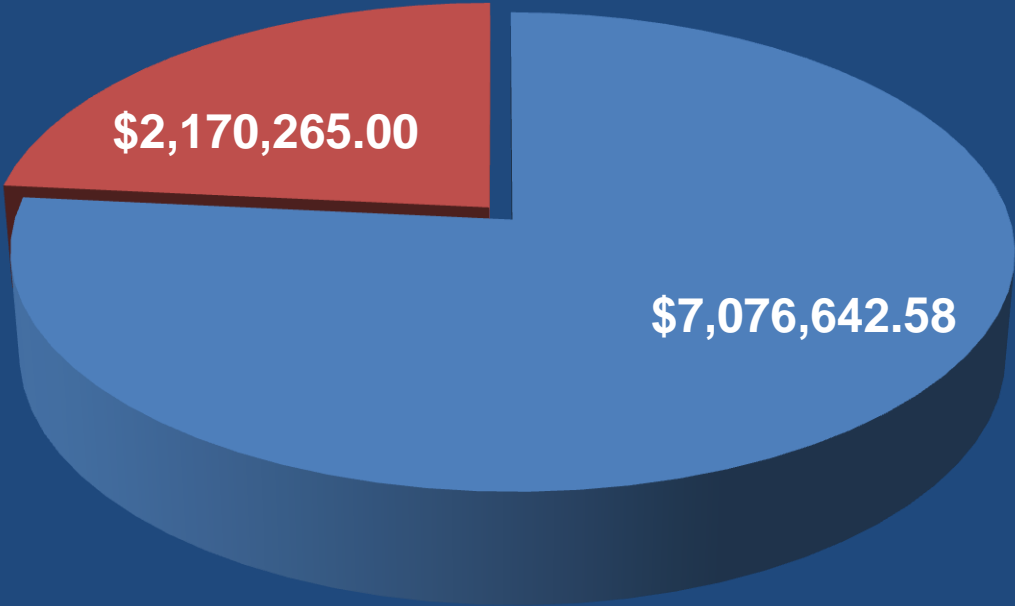
(Before Reserves)

### Ending Fund Balance

**\$ 161,991.98**

(Restricted carry over)

2013-2014  
Willow Creek Academy Contribution

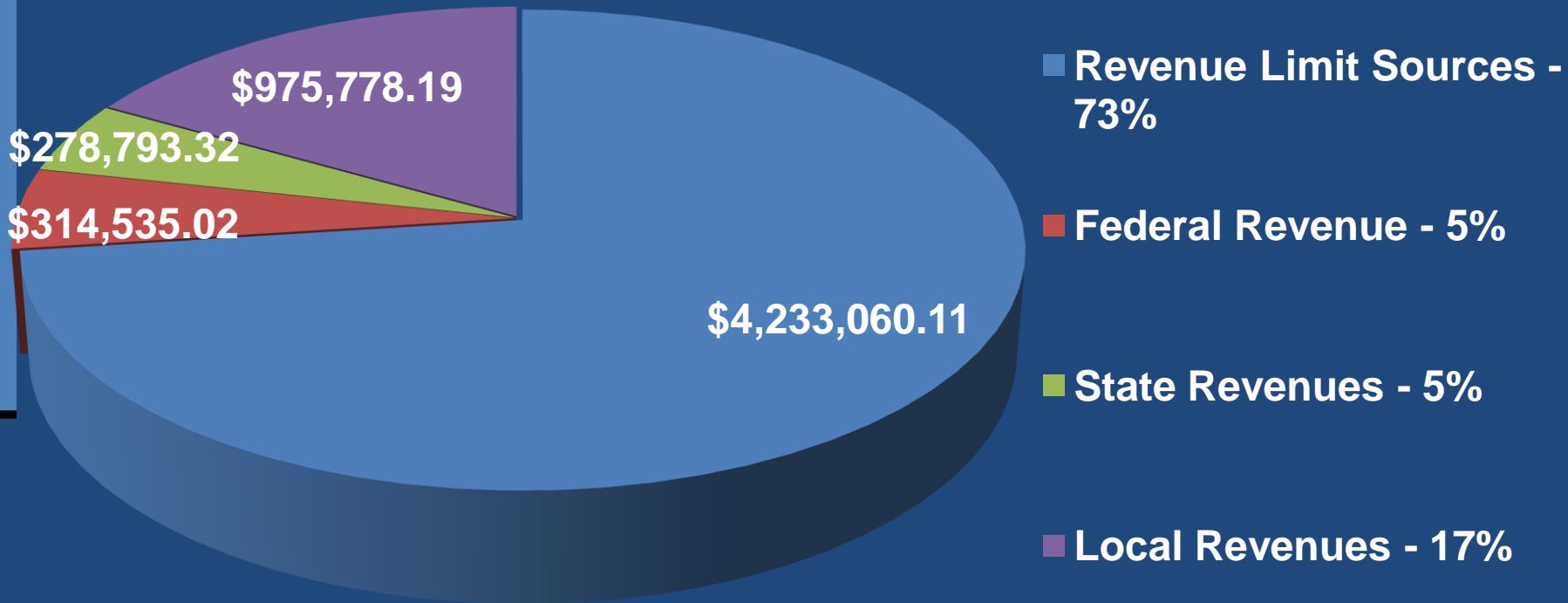


- Total District Revenues (Local/Federal/State/etc.)
- Willow Creek Academy In-Lieu/Supplemental - 25.49%

# 2013-2014 General Fund

## Revenue Summary - \$5,802,166.64

---



# 2013-2014 General Fund

## Revenue Summary - \$ 5,802,166.64

### ■ Revenue Limit Sources/Property Tax **\$4,233,060.11**

#### ■ Unrestricted

##### ■ Property Taxes = \$ 3,181,757.11

##### ■ Property Tax/Rev. Limit Total Revenues

■ Total Property Taxes	\$ 4,902,586.11
■ Transfer of Charter In-Lieu	\$ - 1,720,829.00
	\$ 3,181,757.11

##### ■ EPA (Ed. Protection Acct.) = \$ 29,166.00

##### ■ State Aid = \$ 1,022,137.00

### ■ Federal Revenues: **\$ 314,535.02**

#### ■ Restricted

##### ■ Special Ed. = \$ 93,134.02

##### ■ Title I - NCLB = \$ 195,570.00

##### ■ Title II – Teacher Quality = \$ 23,404.00

##### ■ Title III – Immigrant Ed. = \$ 2,427.00

# 2013-2014 General Fund

## Revenue Summary - \$ 5,802,166.64

■ Other State Revenues			\$ 278,793.32
■ Unrestricted	= \$	28,931.16	
■ CSR	= \$	9,639.00	
■ Lottery	= \$	15,667.84	
■ Mandated	= \$	3,329.00	
■ All Other State	= \$	295.32	
■ Restricted	= \$	344,033.58	
■ Lottery	= \$	4,586.66	
■ ASES	= \$	124,234.50	
■ CA Clean Energy Jobs Act	= \$	51,901.00	
■ Common Core	= \$	24,517.00	
■ All Other State	= \$	44,623.00	

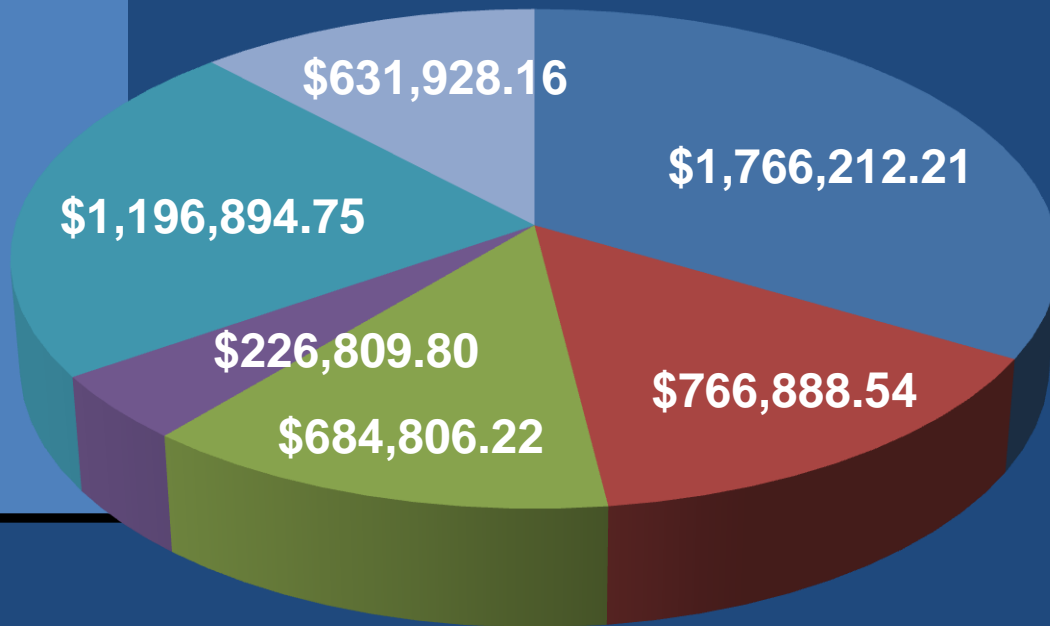
# 2013-2014 General Fund Revenue Summary - \$ 5,802,166.64

■	<b>Other Local Revenue</b>	<b>\$ 975,778.19</b>
■	<b>Unrestricted</b>	<b>= \$ 218,424.05</b>
□	Leases and Rentals	= \$ 82,809.43
□	CAM (Community Action Marin), Robin's Nest, facility use, etc.	
■	Interest	= \$ 1,621.23
□	All Other Fees & Contracts	= \$ 133,993.39
□	WCA Fees/insurance/property and liability, Shared Services of Business Services w/Bolinas-Stinson USD and Other Local	
■	<b>Restricted</b>	<b>= \$ 757,354.14</b>
□	MCOE ~ SELPA (Special Ed.)	= \$ 212,488.24
□	Other Local Revenue	= \$ 524,736.65
□	Other Services	= \$ 20,129.25

- \*Other Local includes restricted monies and other monies received throughout the year after budget adoption. Funds are from donations and grants like: the Garden -Millagro Foundation (\$24,442), and Marin Community Foundation (majority). The District has several grants with the Marin Community Foundation (MCF) : Arts (\$84,800), Transforming Schools Grant (\$310,400), and the Pre-K to 3 Grant (\$116,783),

# 2013-2014 General Fund

## Expenditure Summary - \$5,273,539.68



- **Certificated Salaries - 33.49%**
- **Classified Salaries - 14.54%**
- **Employee Benefits - 12.99%**
- **Books & Supplies - 4.30%**
- **Services & Other Operating Exp. - 22.7%**
- **Capital Outlay - 0.0%**
- **Other Outgo - 11.98%**



# Other Funds

## “Actual” 2013-2014 Year-End Totals

### *Cafeteria Fund ~ 13*

Revenue \$108,461.95

Federal = \$101,454.97

State = \$ 6,972.86

*Less*

Expenses \$133,455.58

Net:

Incr. (Decr.) (\$24,993.63)

District Contribution = \$40,000.00

Ending Balance

\$23,764.00

### *Deferred Maintenance Fund ~ 14*

Revenue: \$ 238.99

*Less*

Expenses \$246,396.42

Net:

Incr. (Decr.) (\$196,156.70)

District Contribution = \$50,000.00

Ending Balance

\$75,157.72

# Other Funds

## “Actual” 2013-2014 Year-End Totals

---

*Special Reserve ~ 40*

Revenue \$ 70,194.26

*Less*

Expenses \$2,459,389.95

Net:

Incr. (Decr.)(\$2,389,195.69)

COP Contribution = \$2,392,200.88

Ending Balance

\$ 3,005.19

# Ending Fund Balances

## All Funds = \$1,668,227.99

---

### ■ Summary of Ending Fund Balances Assignments

#### ■ Assignments = \$1,000.00

- Revolving Cash = \$ 1,000

#### ■ Commitments = \$ 527,353.96

##### ■ Reserve = \$527,353.96

- Board Approved Reserve for Economic Uncertainties 10%

#### ■ Restricted = \$161,991.98

- Lottery = \$ 4,587.32
- Special Ed. = \$10,687.05
- Clean Energy = \$36,887.00
- EIA = \$51,785.84
- Other; Grants = \$45,527.77